


SALVAVERDE



- ✓ **PERMEABLE**
- ✓ **STABLE**
- ✓ **STRONG**

**GRID FOR WALKABLE
AND DRIVABLE
GREEN AREAS**



THE SOLUTION

Salvaverde is the grid for the realization of parking areas and turfed pedestrian or bicycle paths.

Designed specifically for the protection of green surfaces, the wide structure of the cells allows a quick rooting of the grass.

Salvaverde protects the grass root system from the passage of vehicles while the honeycomb structure and the anti-slip surface make the passage easy.

The permeability of 95% allows a correct regimen of rainwater in compliance the constraints of urbanization.

PARKING AREAS

WALKWAYS

BICYCLE PATHS


DRIVEWAYS

The cap allows to mark the parking areas, reserved areas, driveways, etc.

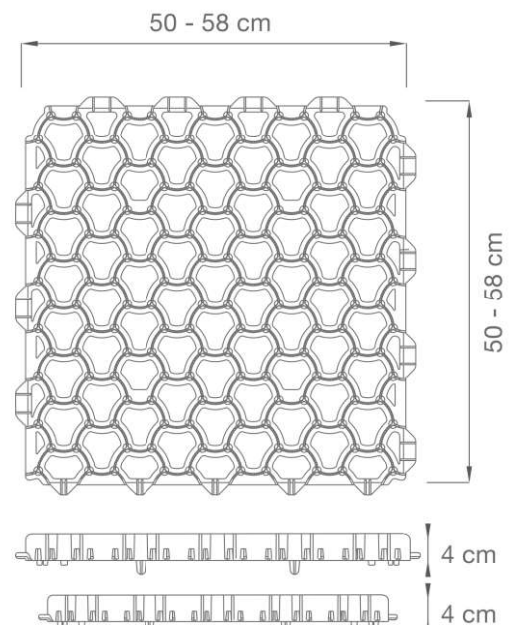
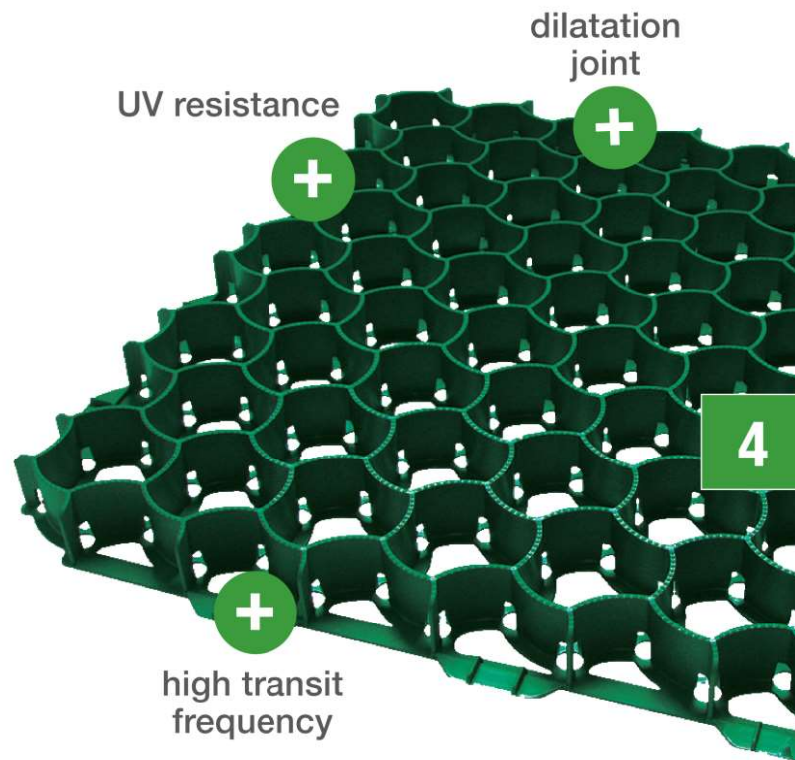
It has a non-slip surface and a peg for anchorage in the ground.




TECHNICAL DATA



	SALVAVERDE A	SALVAVERDE B
Dimensions (cm)	50 x 50 x H4	58 x 58 x H4
Material	Gralene HD (Recycled Polyethylene Compound)	
Rib thickness (mm)	4	4
Load capacity (t/m ²)	350	350
Weight per piece (kg)	0,92	1,22
Packaging size (cm)	100 x 120 x H230	120 x 120 x H240
N° of pieces	240	225
m ² per pallet	60	75
Colour	Grey - Green	Grey - Green
Permeability	95%	95%



SALVAVERDE STRATIGRAPHY




INSTALLATION REQUIREMENTS



WALKWAYS, BIKE LANES, LANES FOR THE DISABLED

- 10-15cm of drening layer made of volcanic stone (size 5-20 mm)
- 10-15cm of drening layer made of volcanic stone (size 5-20 mm)
- Salvaverde.
- Fill the grids with volcanic sands.
- Seeding.



CARS

- 25-35 cm of drening layer made of volcanic stone (size 5-20 mm)
- 20cm of bedding layer made of volcanic sands (size 0-5 mm)
- Salvaverde.
- Fill the grids with volcanic sands.
- Seeding.

INSTALLATION



① DRENING LAYER

Draining layer made of volcanic stone (size 5-20 mm) with high water detention capacity and crushing resistance of 35 N/mm² (UNI 754917). The thickness of this layer can change from 10-15 cm for pedestrain loads to 35-40 cm for cars.



③ SALVAVERDE

Proceed with the installation of the Salvaverde grids, taking care to connecting the grids to each other.



⑤ SEEDING

Finishing and seeding.
For a good result, before transiting over the area, wait for 2-3 mowings, so the root system is complete developed.



② SUB GRADE

Bedding layer 20 cm thickness made of mixed volcanic sand, soil and organic fertilizers (size 0-5 mm). It will have to be well compacted to get a leveled surface.



④ FILLING WITH SAND

Fill the grids with volcanis sand enriched with soil and organic fertilizers (size 0-5 mm). Alternatively fill with mixture of silica sand and soil, enriched with peat and humus.



⑥ MARKER CAPS

Marker caps for the delimitation of parking lots, reserved areas, pedestrian walkways, etc..
For a good signaling of parking spaces we recommend 4 caps per linear meter.


DRIVEWAYS

The paving realized with Salvaverde allows the realization of lawn surfaces avoiding the problems related to the transit of engine vehicles.

The grid also protects the root system by ensuring homogeneity in the growth of the turf.



Salvaverde is a flooring that allows to create a durable grass parkin lots.



GRASS PROTECTION

Salvaverde consolidates and stabilizes the surface, maintaining the same permeability as the natural terrain before urbanization. In this way, the drainage surface required by the municipality is guaranteed.



4

Thanks to the use of Salvaverde, furrows, sagging and damage to the grass surface are avoided. The wide structure of the cells, ensures maximum permeability, while ensuring excellent drainage of rainwater.

